



VERSIO

Ceiling systems

Loftsystemer

Undertaksystem

Kattojärjestelmät

Deckensysteme

Sistemi di controsoffitto

Потолочные системы

Types de plafond

Installation instruction

Installations vejledning

Montageanvisning

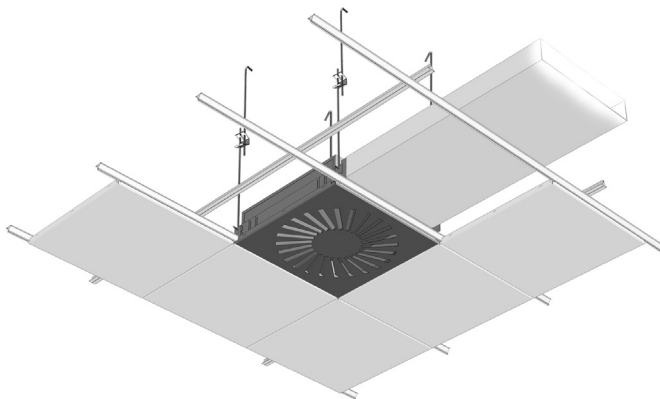
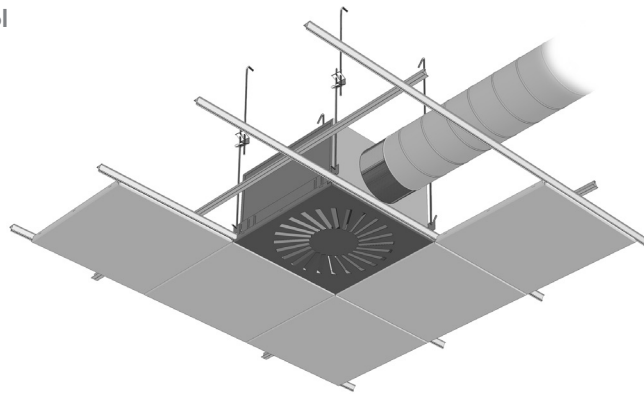
Asennusohje

Montageanleitung

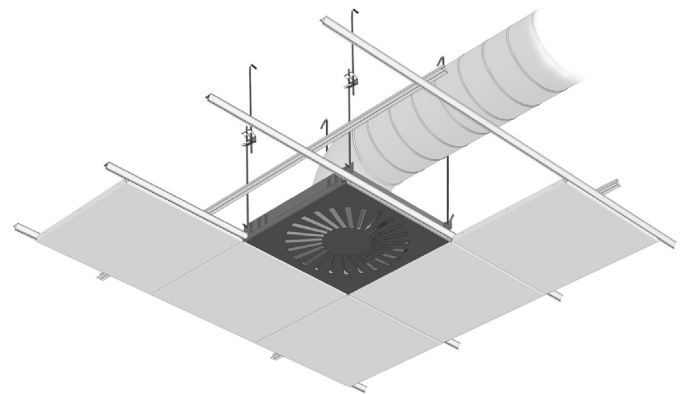
Istruzioni di montaggio

Инструкция по монтажу

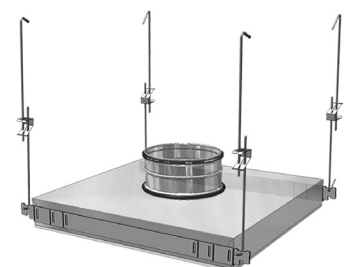
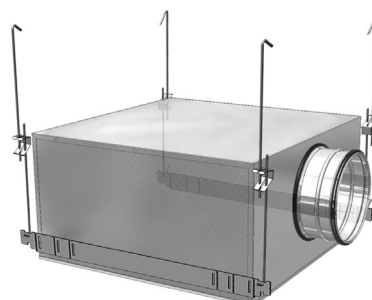

Instruction de montage



Versio R



Versio V



Versio

	Page
Contents	
Indhold	side
Innehållsförteckning	sida
Sisällysluettelo	sivu
Inhalt	Seite
Sommario	pagina
Содержание	страница
Sommaire	Page
Contents - Indhold - Innehållsförteckning - Sisällysluettelo - Inhalt - Sommario - Содержание - Sommaire.....	2
Overview - Oversigt - Översikt - Yleiskatsaus - Überblick - Panoramica - Обзор - Aperçu.....	3
Mounting accessories - Montage tilbehør - installationstillbehör - Asennuslisävarusteet - Montagezubehör - Accessori di montaggio - Монтажные аксессуары - Accessoires de montage.....	6
Ceiling systems Loftsystemer Undertakssystem Kattojärjestelmät Deckensysteme Sistemi di controsoffitto Потолочные системы Types de plafond	
1, 21.....	7
2, 22.....	8
3.....	9
4, 5, 6.....	10
7, 8, 14.....	11
9, 10, 11.....	13

Important

Viktigt

Viktigt

Tärkeä

Wichtig

Importante

Важно

Important



UK - Most of Lindabs ceiling diffusers can be adapted to 600x600* ceiling systems. The individual diffusers are adapted to the ceiling system directly in the grille box, or by using adapted module plates / frames, depending on which ceiling system is chosen.

DK - De fleste af Lindabs loftarmaturer kan tilpasses 600x600* systemlofter. De enkelte armaturer tilpasses loftsystemet direkte i overparten, eller ved hjælp af tilpassede modulplader / rammer, afhængigt af hvilken loftsystem man vælger.

SE - De flesta av Lindabs takdon kan anpassas till 600x600* systemundertak. De enskilda donen anpassas till undertakssystemet direkt i överdelen av donet, eller med hjälp av anpassade modulplattor / ramar, beroende på vilket undertakssystem man väljer.

UK *- Also adaptable to 625x625 system 21, 22 .

DK *- Kan også tilpasses 625x625 system 21, 22

SE *- Kan också tillpassas till 625x625 system 21, 22

FI - Useimmat Lindabin kattolaitteet voidaan sovittaa 600x600* järjestelmäkattoihin. Yksittäiset laitteet sovitetään alakattoon suoraan yläosastaan tai moduulilevyjen/kehysten avulla valitusta kattojärjestelmästä riippuen.

DE - Die einzelnen Durchlässe werden direkt an das verwendete Deckensystem angepasst, oder es werden entsprechend dem jeweiligen Deckensystem angepasste Modulplatten/-rahmen verwendet.

IT - La maggior parte dei diffusori a soffitto Lindab può essere adattata a sistemi di soffitto 600x600*. Nelle pagine seguenti è presentata la selezione con gli adattamenti standard offerti da Lindab, sono inoltre riportate informazioni sulle dimensioni dei frontali.

RU - Диффузор можно чистить с помощью пылесоса с гладкой насадкой, вытирать губкой или влажной сильно отжатой хлопчатобумажной тканью.

FR - La plupart des diffuseurs plafonniers Lindab peut être adaptée à des plafonds 600 x 600. Les diffuseurs sont soit directement adaptés au type de plafond, soit par l'adaptation d'une plaque d'habillage ou d'un cadre suivant le type de plafond choisi.

FI *- Sovitettavissa 625x625 järjestelmään 21, 22.

DE *- Auch für 625x625 Systeme 21, 22 anpassungsfähig.

IT *- Adattabile anche al 625x625 sistema 21, 22.

RU *- Может быть также адаптированы к 625x625 системе 21, 22.

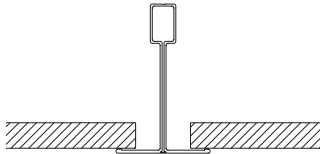
Versio

Overview - Oversigt - Översikt - Yleiskatsaus - Übersicht - Panoramica - Обзор - Aperçu

Ceiling systems **loftsystemer** **Undertakssystem** **Kattojärjestelmät** **Deckensysteme**
Sistemi di controsoffitto **Потолочные системы** **Systèmes de plafond**

1.
21.

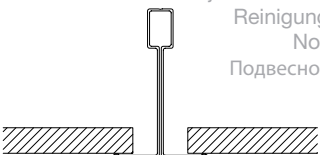
T24/T15 = 600 x 600
21 = 625 x 625



Page 7
side 7
sida 7
sivu 7
Seite 7
pagina 7
страница 7
page 7

2.
22.

T24/T15 = 600 x 600
22 = 625 x 625



Not cleanable Ej rensbar
Ej rensbart Ei puhdistettava
Reinigung nicht möglich
Non ispezionabile
Подвесной неразборный
Non amovibile

Page 8

3.

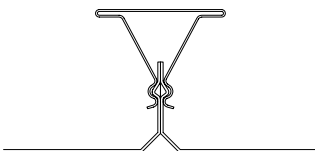
Permanent ceiling
Fast loft / Fast undertak
Kiinteä alakatto
geschlossene decke
Soffitto permanente
Сплошной потолок
Plafond non démontable



Page 9

4.

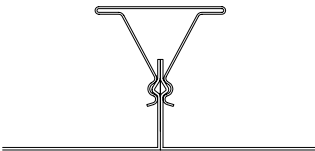
Dampa Clip-in



Page 10

5.

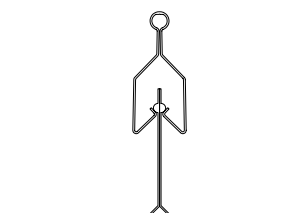
Dampa Clip-in



Page 10

6.

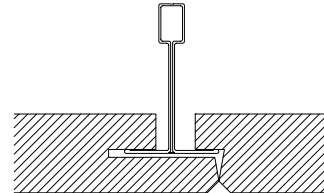
Luxalon Clip-in



Page 10

7.

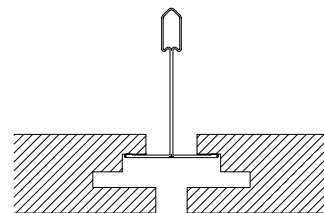
Danotile Contur / Ecophon D
Rockfon D-XL



Page 11
side 11
sida 11
sivu 11
Seite 11
pagina 11
страница 11
page 11

8.

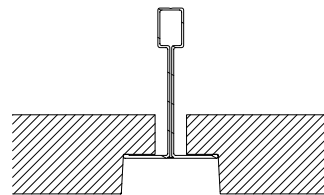
Ecophon Focus DG



Page 11

9.

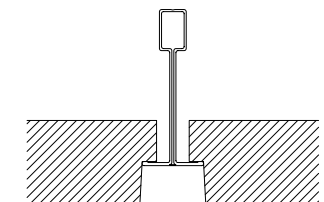
Rockfon E10 24 / Ecophon E / T24



Page 13

10.

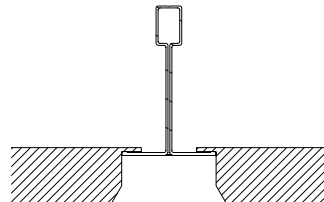
Rockfon E10 15 / Ecophon E / T15



Page 13

11.

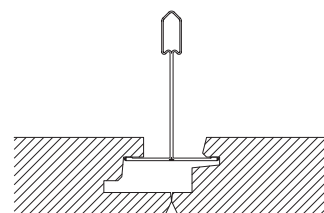
Danotile Markant



Page 13

14.

Ecophon Focus DS



Page 11

Versio

Overview - Oversigt - Översikt - Yleiskatsaus - Übersicht - Panoramica - Обзор - Aperçu

1.

Chose Ceiling system
Vælg loftsystem
Välj undertaksystem
Valitse kattojärjestelmä
Deckensysteme wählen
Selezionare sistema di soffitto
Выберите тип потолочной системы
Choisir le type de plafond

2.

Chose diffuser and pattern
Vælg armatur og mønster
Välj takdon och mönster
Valitse hajottaja
Durchlass und Muster wählen
Selezionare diffusore e modello
Выберите модель диффузора
Choisir le diffuseur et la taille

3.

Chose frame or full faceplate
Vælg ramme eller fuld bundplade
Välj ram eller hel bottenplatta
Valitse kehys tai yhtenäinen hajottaja
Frontplatte mit/ohne Rahmen wählen
Selezionare frontale con o senza telaio
Выберите рамку и лицевую часть
Choisir cadre ou façade complète

4.






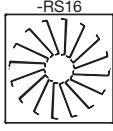

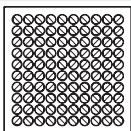
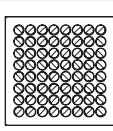
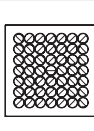
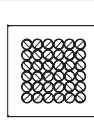







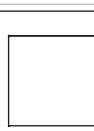
Mount diffuser
Monter armatur
Monter takdon
Asenna hajottaja
Durchlass montieren
Montare diffusore
Монтаж диффузора
Monter le diffuseur

1.










1, 21, 3, 7, 8, 9, 10, 11, 14

2.

Pattern - Mønster - Mönster - Malli - Muster - Modello - модель - Taille

PS 1-11				
	600	500	400	300
RS 14-16				
	600	500	400	300
NS 19				
	600	500	400	300
GS 23				
	600	500	400	300
Frame Ramme Ram Kehys Rahmen telaio Рамка Cadre				
	600	500	400	300

3.

Ceiling type no. Lofttype nr. Undertaks typ nr. Alakaton tyyppi nro. Deckentyp Nr. Tipo di soffitto n. Тип потолка № Type plafond N°	Pattern - Mønster - Mönster - Malli - Muster - Modello - модель - Taille								
	600		500		400		300		
									
1, 21, 3	√	÷	√	÷	√	÷	√	÷	
7, 8, 9, 10, 11, 14	÷	√	√	÷	√	÷	√	÷	

Versio

Overview - Oversigt - Översikt - Yleiskatsaus - Übersicht - Panoramica - Обзор - Aperçu

1.

Chose Ceiling system
Vælg loftsystem
Välj undertakssystem
Valitse kattojärjestelmä
Deckensysteme wählen
Selezionare sistema di soffitto
Выберите тип потолочной системы
Choisir le type de plafond

2.

Chose diffuser and pattern
Vælg armatur og mønster
Välj takdon och mönster
Valitse hajottaja
Durchlass und Muster wählen
Selezionare diffusore e modello
Выберите модель диффузора
Choisir le diffuseur et la taille

3.

Chose frame or full faceplate
Vælg ramme eller fuld bundplade
Välj ram eller hel bottenplatta
Valitse kehys tai yhtenäinen hajottaja
Frontplatte mit/ohne Rahmen wählen
Selezionare frontale con o senza telaio
Выберите рамку и лицевую часть
Choisir cadre ou façade complète

4.






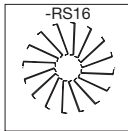
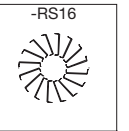


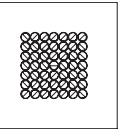





Mount diffuser
Monter armatur
Monter takdon
Monter hajottaja
Asenna hajottaja
Durchlass montieren
Montare diffusore
Монтаж диффузора
Monter le diffuseur

1.









2, 33, 4, 5, 6

2.

Pattern - Mønster - Mönster - Malli - Muster - Modello - модель - Taille

PS 1-11				
	600	500	400	300
RS 14-16				
	600	500	400	300
NS 19				
	600	500	400	300
GS 23				
	600	500	400	300
	No Frame ! Ingen ramme ! Ingan ram ! Ei kehystä ! Keine Rahmen ! No Telaio ! Без рамки ! Pas de cadre !		- Full face plate - Fuld bundplade - Hel bottenplatta - Täysi hajottajaosa - Frontplatte ohne Rahmen - Frontale senza telaio - Без рамки – Лицевая часть без рамки - Façade complète	

3.

Ceiling type no. Lofttype nr. Undertaks typ nr. Alakaton tyyppi nro. Deckentyp Nr. Tipo di soffitto n. Тип потолка № Type plafond N°	Pattern - Mønster - Mönster - Malli - Muster - Modello - модель - Taille							
	600		500		400		300	
								
2, 22	÷	√	÷	√	÷	√	÷	√
4, 5, 6	÷	√	÷	√	÷	√	÷	√

Versio

Accessories

Tilbehør

Tillbehör

Lisävarusteet

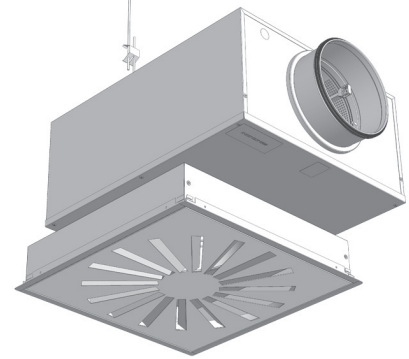
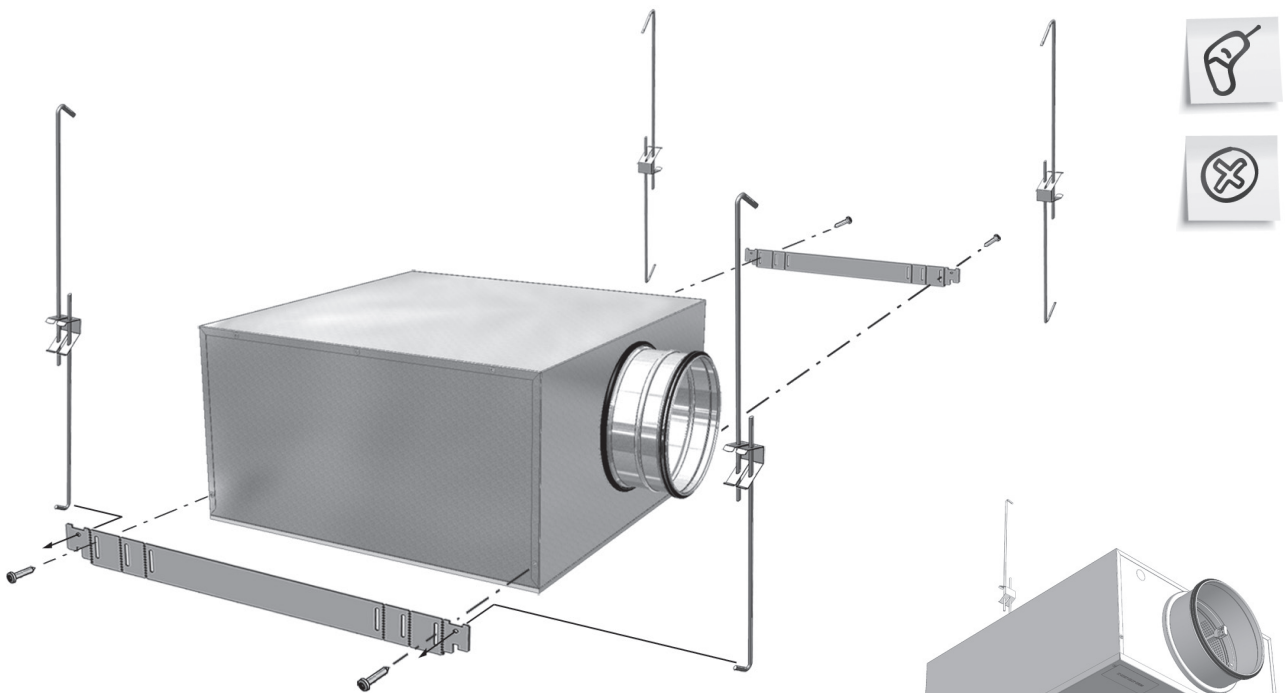

Zubehör

Accessori

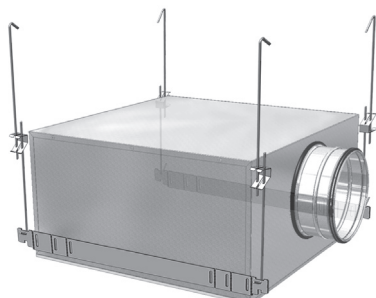
Аксессуары

Accessoires


Mounting accessories
Montage tilbehør
Installationstillbehör
Asennuslisävarusteet
Montagezubehör
Accessori di montaggio
 Монтажные аксессуары
Accessoires de montage



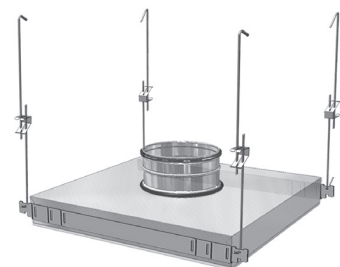
Versio V + MB



Versio H



Versio R



Versio V

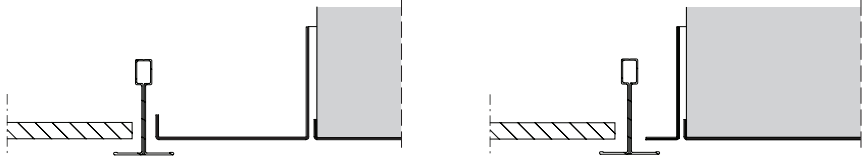
Versio

Ceiling type Lofttype Undertaks typ Kattojärjestelmät Deckensysteme Sistemi di controsoffitto Потолочные системы Type de plafond

1

21

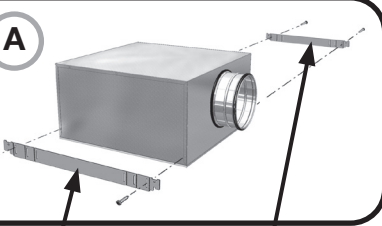
1. = 600 x 600
21.= 625 x 625



Pattern - Mønster - Mönster - Malli - Muster -
Modello - Модель - Taille 300 - 400 - 500

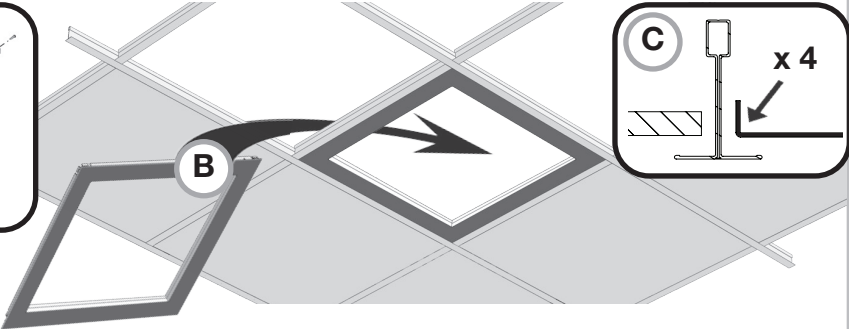
Pattern - Mønster - Mönster - Malli -
Muster - Modello - Модель - Taille 600

A

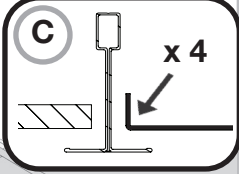


Not included - Ikke inkluderet
Inte medföljande - Not included
Nicht inbegriffen - Non è incluso
Не включены - Non inclus

B

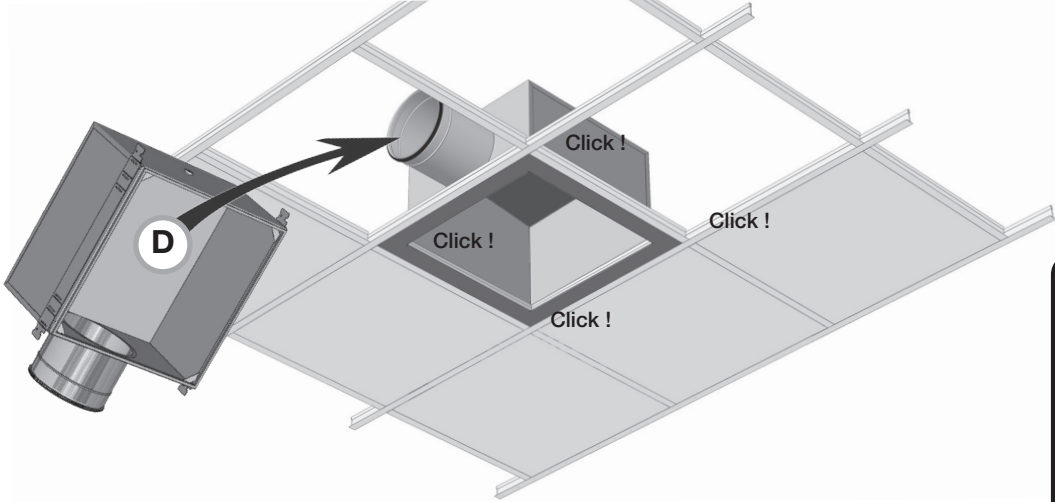


C



x 4

D

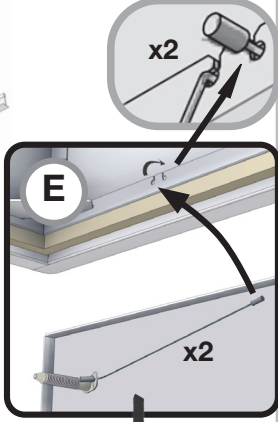


Click !

Click !


Click !

E



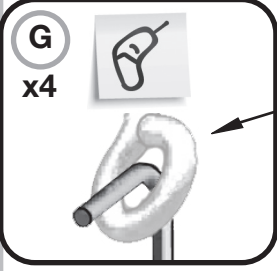
x2

x2



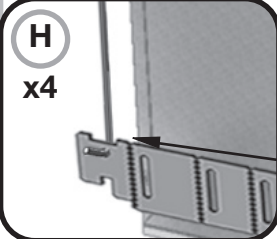
G

x4

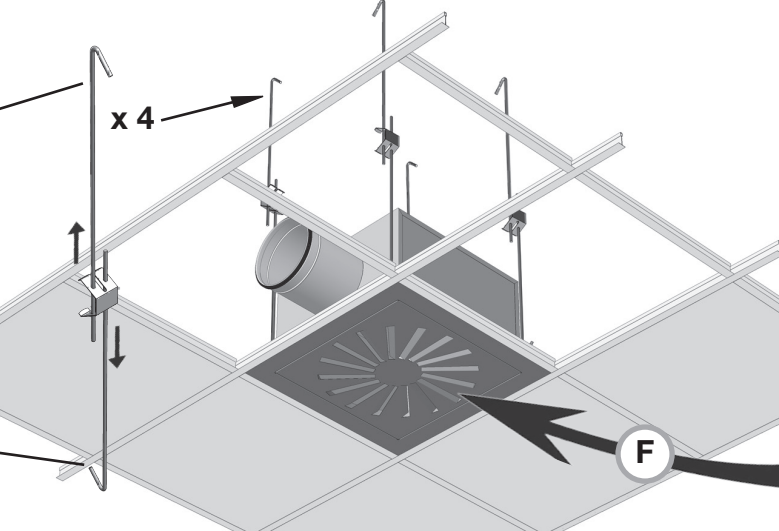


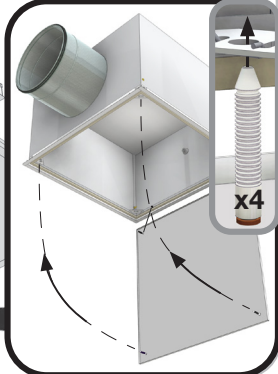
H

x4




F





x4

Lindab reserves the right to make changes without prior notice
2017-06-12



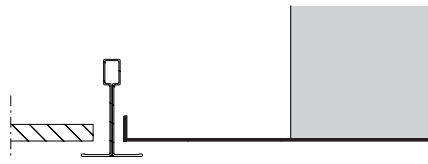
7

Versio

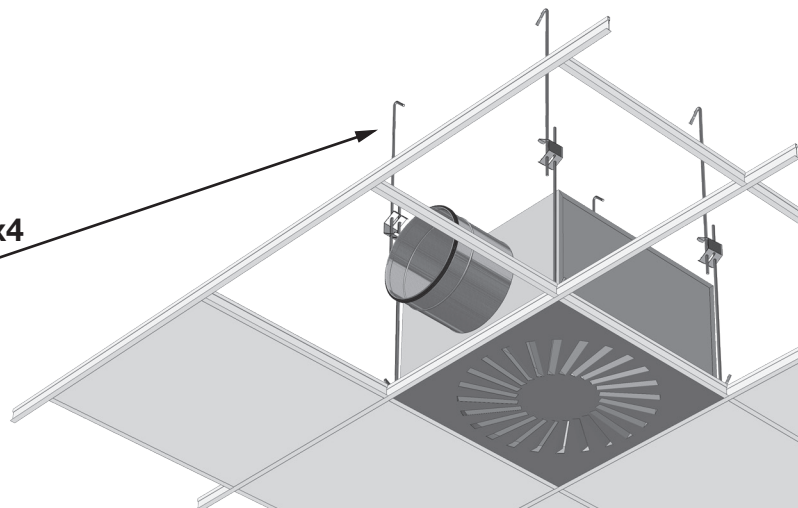
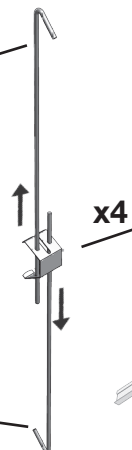
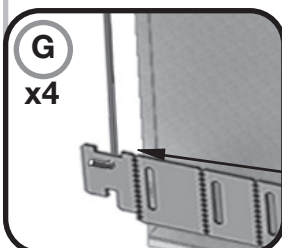
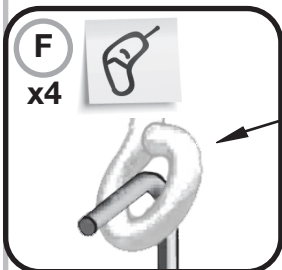
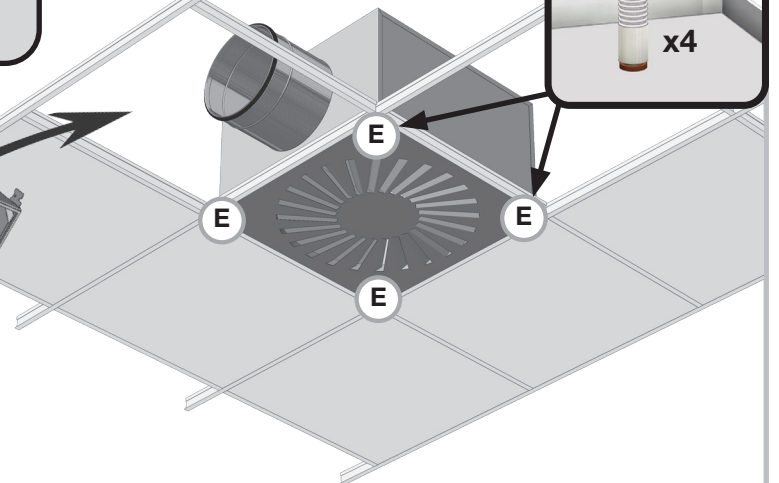
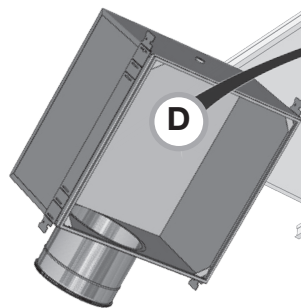
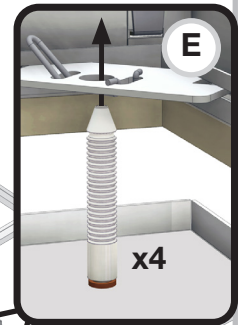

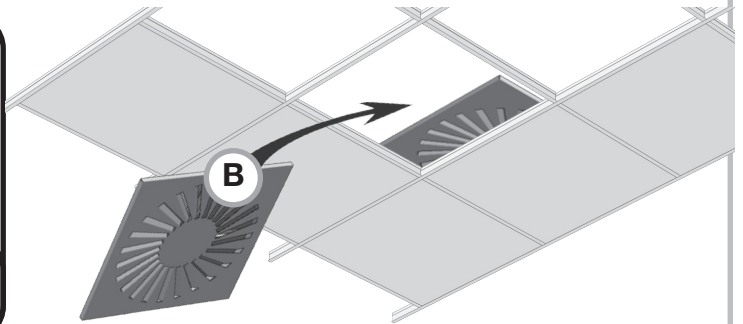
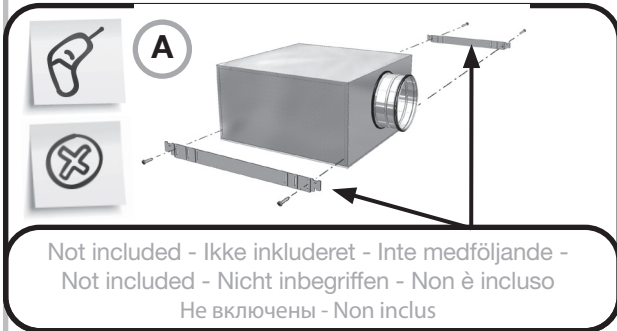
Ceiling type Lofttype Undertaks typ Kattojärjestelmät Deckensysteme Sistemi di controsoffitto Потолочные системы Type de plafond

2
22

2. = 600 x 600
22.= 625 x 625



Not cleanable
Ej rensbar
Ej rensbart
Ei puhdistettava
Reinigung nicht möglich
Non ispezionabile
Подвесной неразборный
Non amovibile

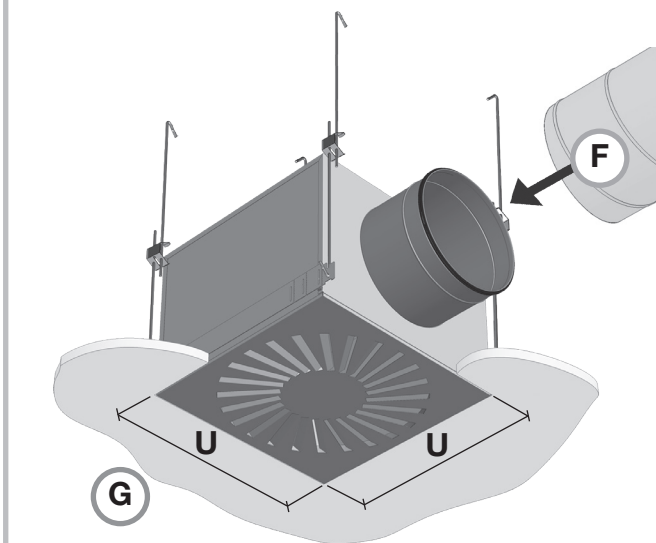
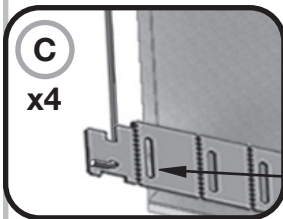
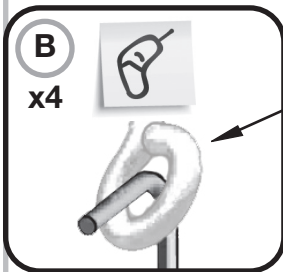
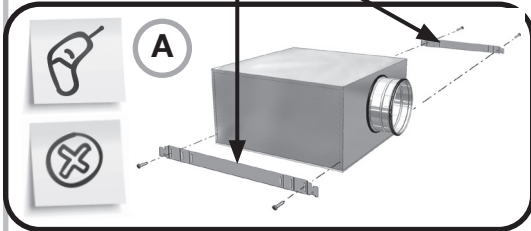
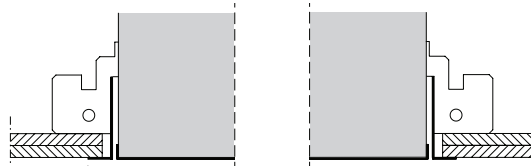


Versio

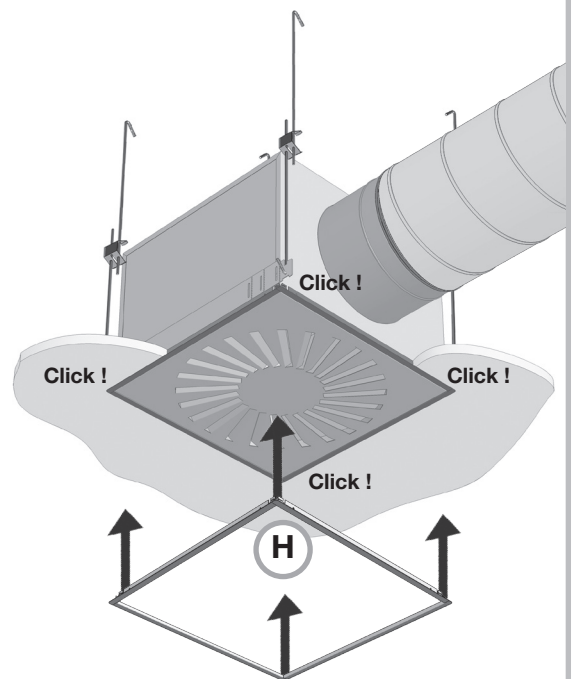
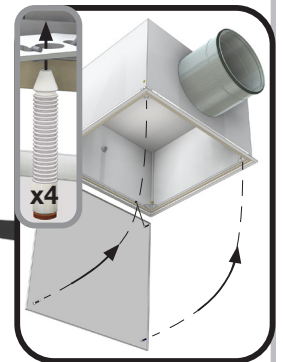

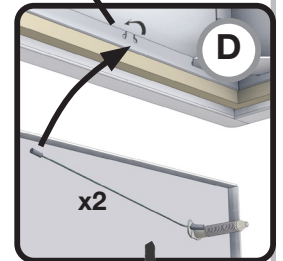
Ceiling type Lofttype Undertaks typ Kattojärjestelmät Deckensysteme Sistemi di controsoffitto Потолочные системы Type de plafond

3

Included - Inkluderet
Medföljande - Included
Inbegriffen - Incluso
Включенный - Inclus

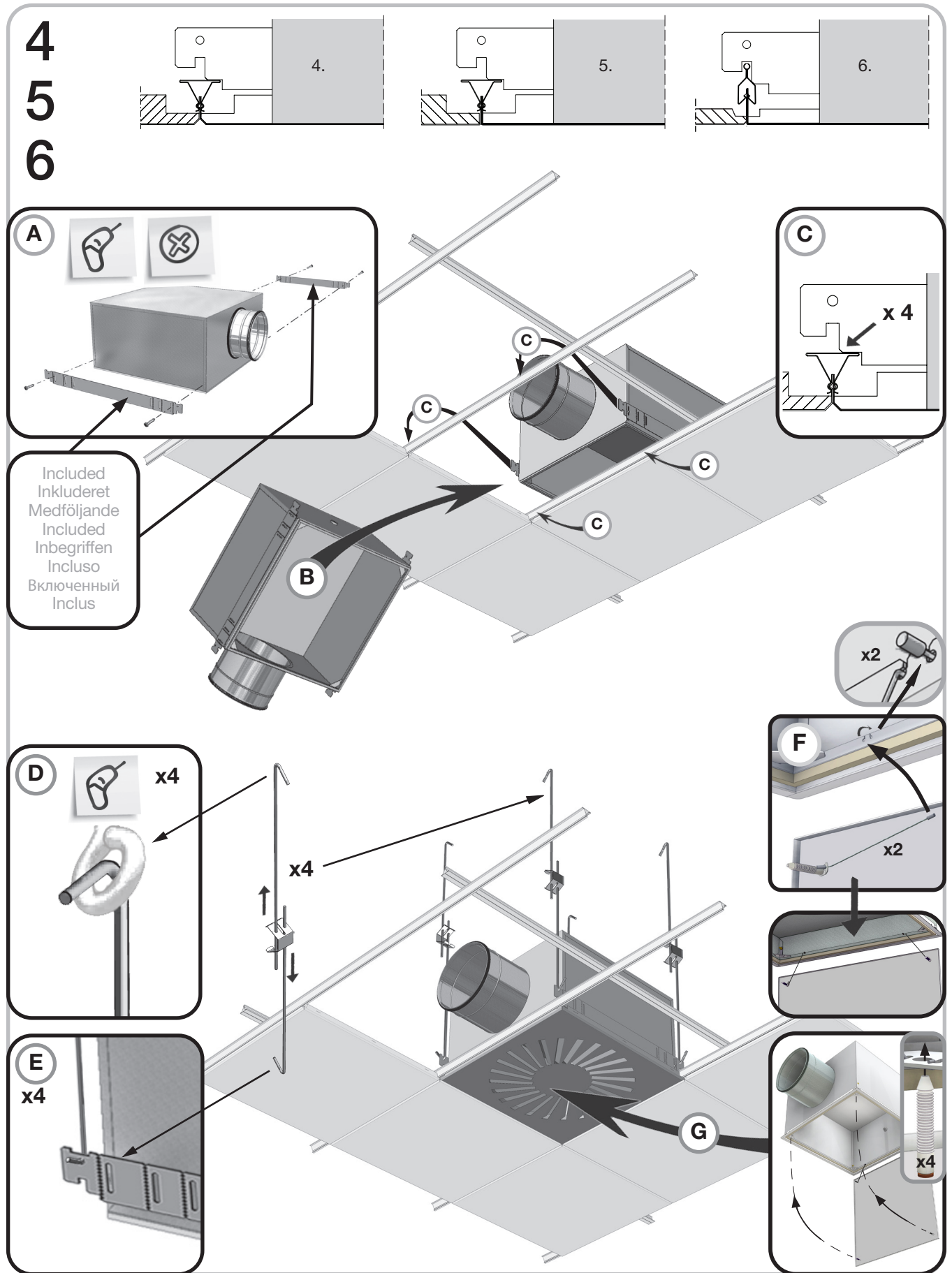


	Pattern - Mønster - Mönster - Malli - Muster - Modello - Модель - Taille			
	600	500	400	300
	U x U mm	U x U mm	U x U mm	U x U mm
H, V, R	575 x 575	475 x 475	395 x 395	395 x 395



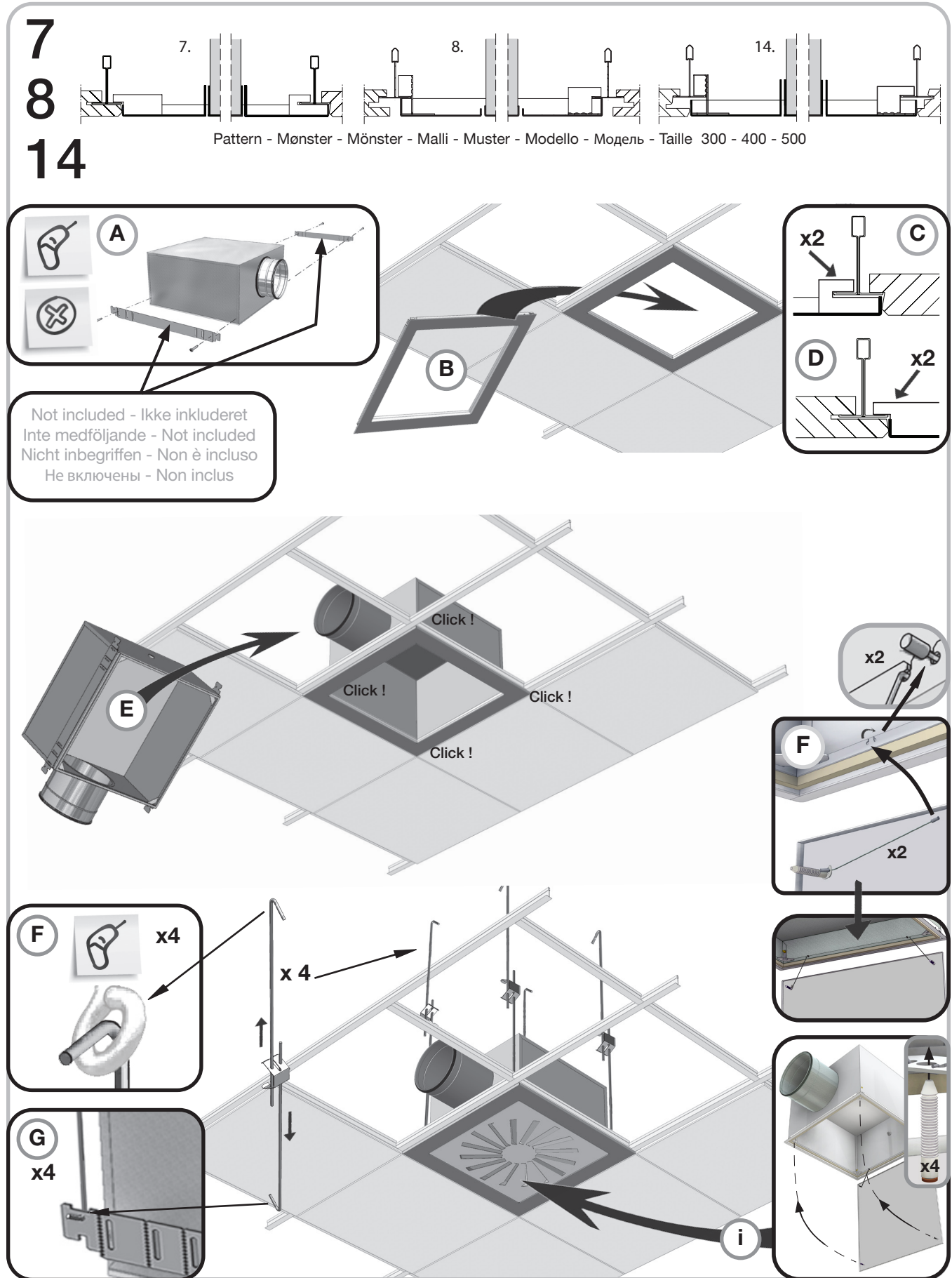
Versio

Ceiling type Lofttype Undertaks typ Kattojärjestelmät Deckensysteme Sistemi di controsoffitto Потолочные системы Type de plafond



Versio

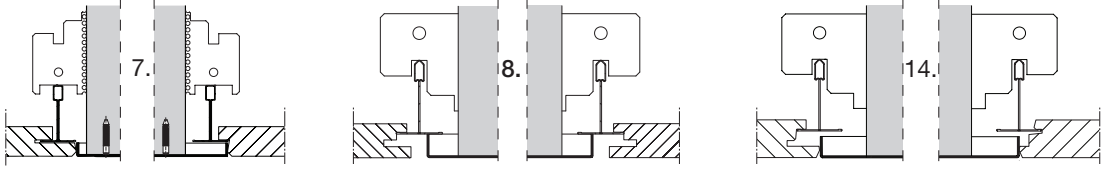
Ceiling type Lofttype Undertaks typ Kattojärjestelmät Deckensysteme Sistemi di controsoffitto Потолочные системы Type de plafond



Versio

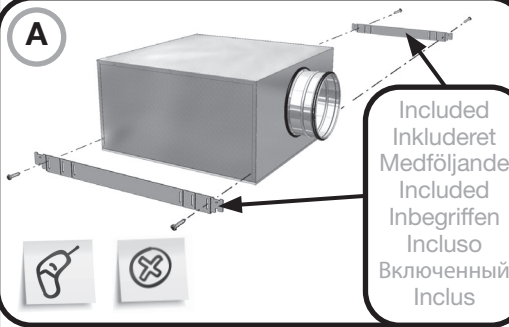
Ceiling type Lofttype Undertaks typ Kattojärjestelmät Deckensysteme Sistemi di controsoffitto Потолочные системы Type de plafond

7
8
14



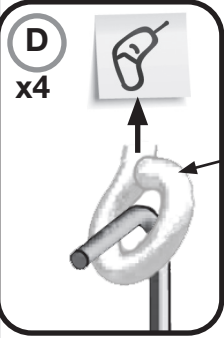
Pattern - Mønster - Mönster - Malli - Muster - Modello - Модель - Taille 600

A

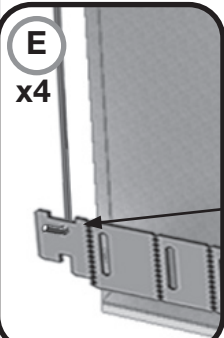


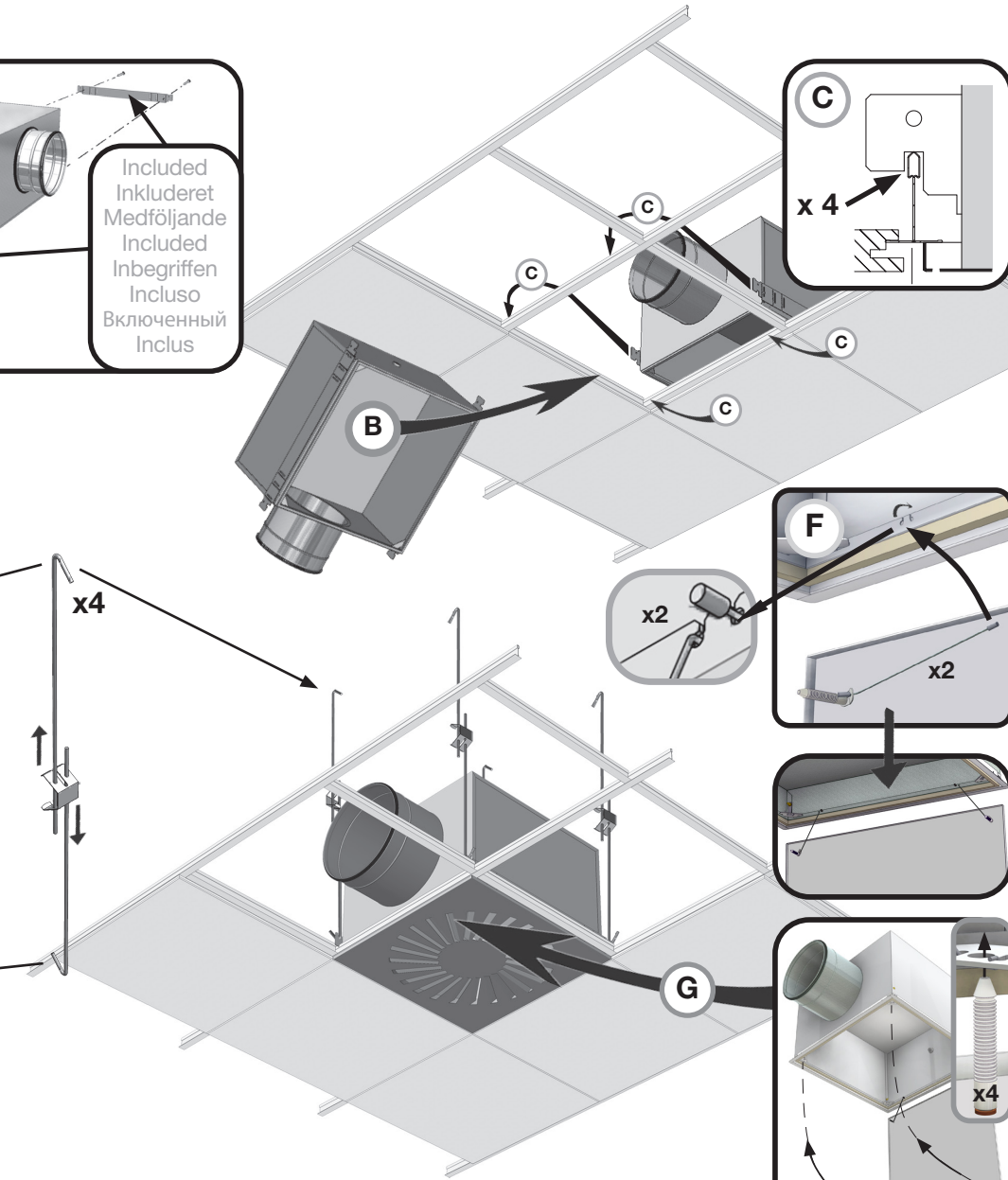
Included
Inkluderet
Medföljande
Included
Inbegriffen
Incluso
Включенный
Inclus

D
x4

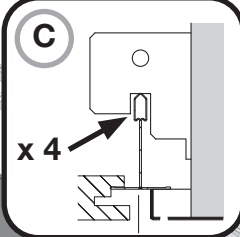


E
x4

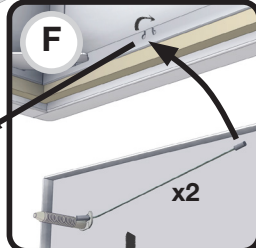




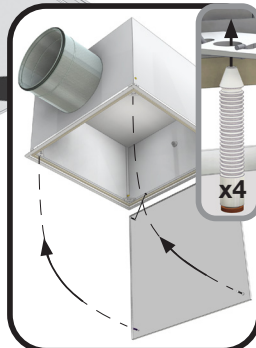
C
x 4

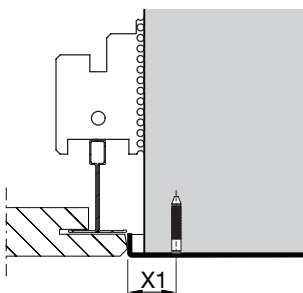


F
x2



G
x4

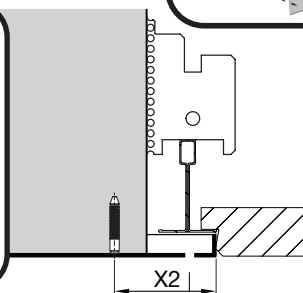




7

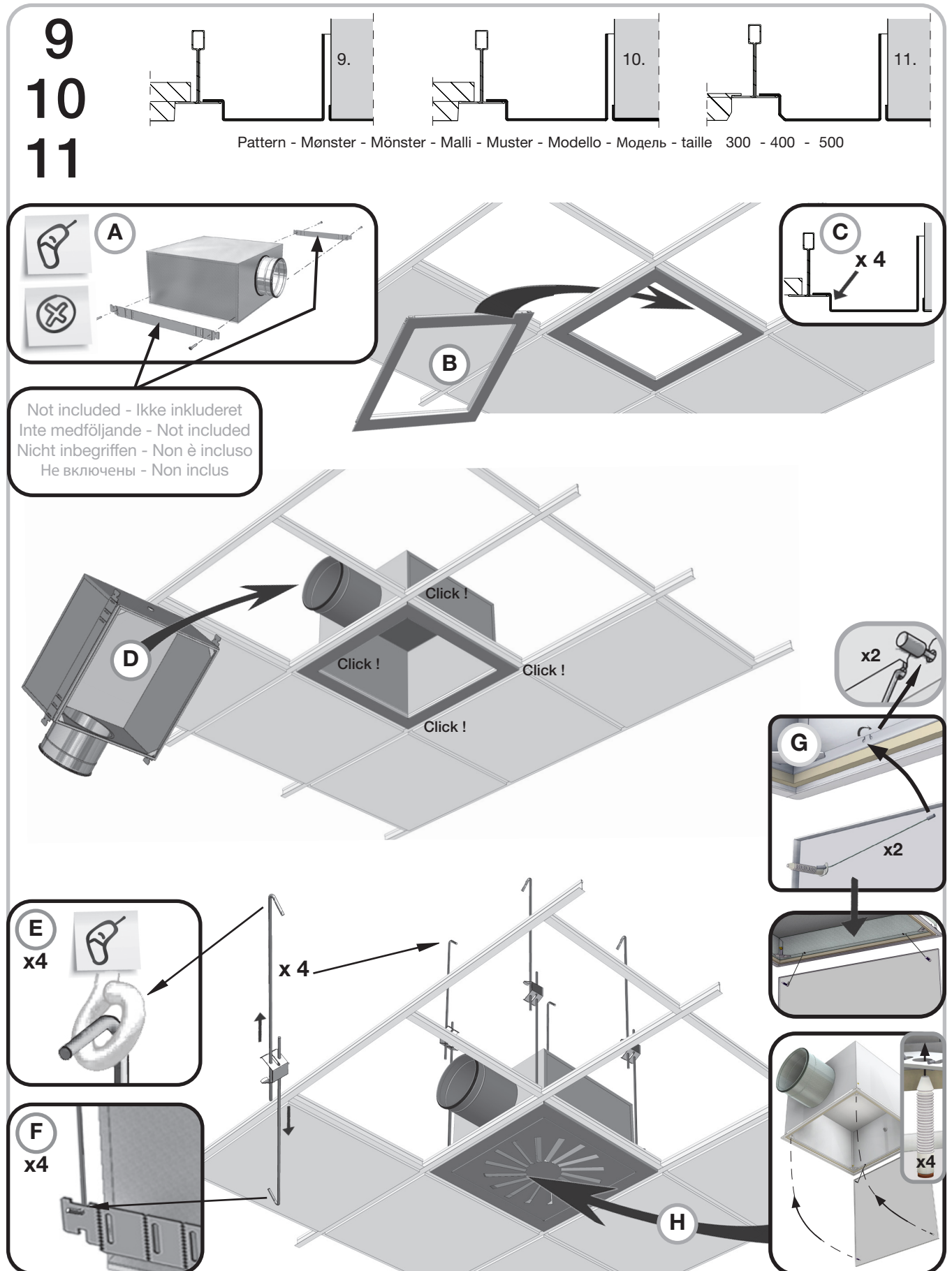
UK - Turn face plate correctly.
DK - Vend bundplade korrekt.
SE - Vänd bottenplattan korrekt.
FI - Turn face plate correctly.
DE - Turn face plate correctly.
IT - Turn face plate correctly.
RU - Turn face plate correctly.
FR - Turn face plate correctly.

!



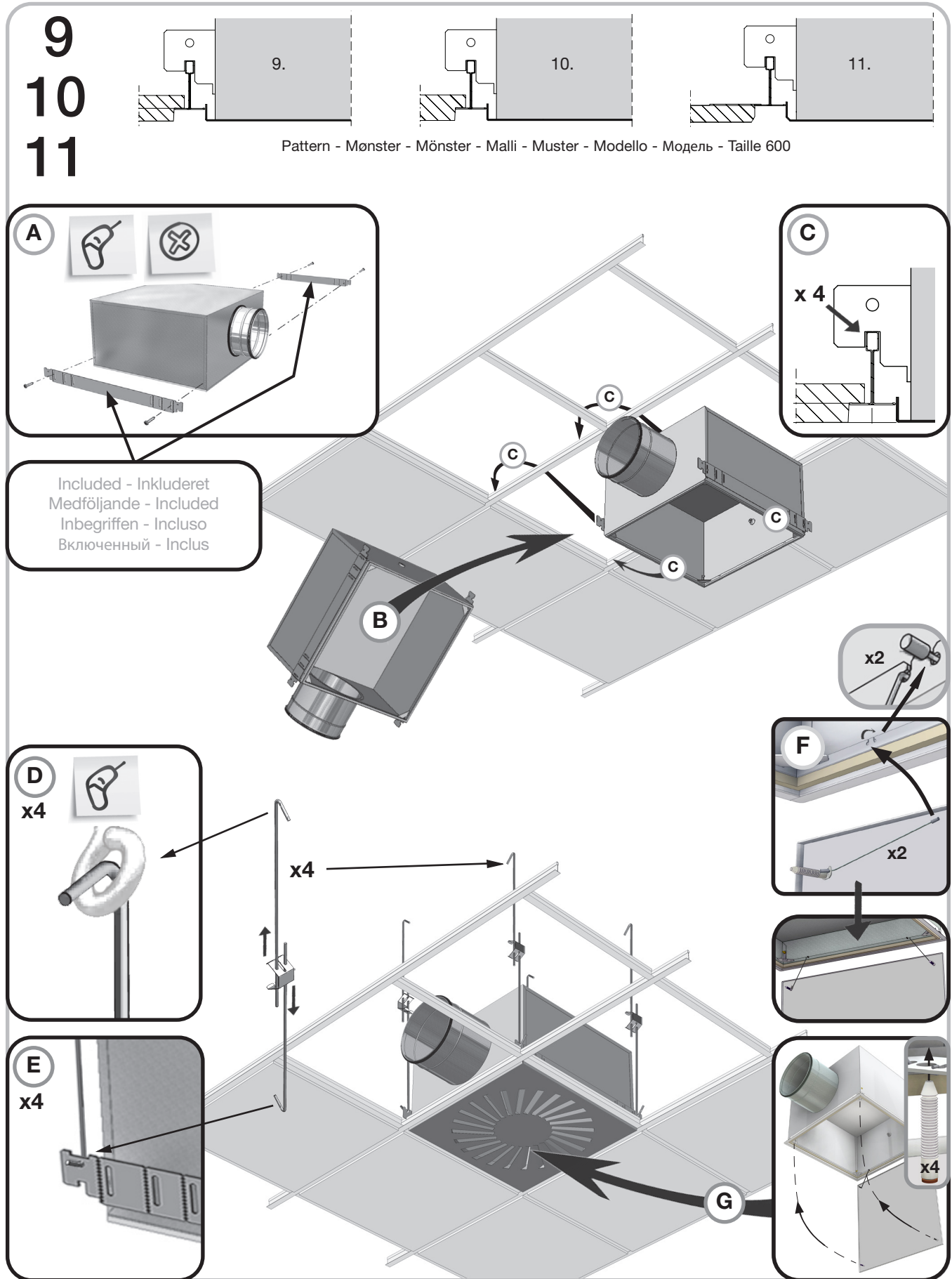
Versio

Ceiling type Lofttype Undertaks typ Kattojärjestelmät Deckensysteme Sistemi di controsoffitto Потолочные системы Type de plafond



Versio


Ceiling type Lofttype Undertaks typ Kattojärjestelmät Deckensysteme Sistemi di controsoffitto Потолочные системы Type de plafond




Versio

Ceiling type Lofttype Undertaks typ Kattojärjestelmät Deckensysteme Sistemi di controsoffitto Потолочные системы Type de plafond


For further information
Yderligere oplysninger
Ytterligare information
Lisätietoja
Für weitere Informationen
Per ulteriori informazioni
Дополнительная информация
Pour des informations détaillées



- UK - H-plenum box in detail
- DK - H-trykfordelingsboks i detaljer
- SE - H-tryckfördelningslåda i detaljer
- FI - H-laatikon erittely
- DE - H-Anschlusskasten in Einzelheiten
- IT - H-plenum in dettaglio
- RU - H-Расширительная камера в деталях
- FR - H-Plénum en détail



- UK - R-plenum box in detail
- DK - R-trykfordelingsboks i detaljer
- SE - R-tryckfördelningslåda i detaljer
- FI - R-laatikon erittely
- DE - R-Anschlusskasten in Einzelheiten
- IT - R-plenum in dettaglio
- RU - R-Расширительная камера в деталях
- FR - R-Plénum en détail



- UK - V-plenum box in detail
- DK - V-trykfordelingsboks i detaljer
- SE - V-tryckfördelningslåda i detaljer
- FI - V-laatikon erittely
- DE - V-Anschlusskasten in Einzelheiten
- IT - V-plenum in dettaglio
- RU - V-Расширительная камера в деталях
- FR - R-Plénum en détail

Support
Hjælp
Hjälp
Tuotetuki
Unterstützung
Supporto
Помощь
Support

UK - Here you can find product updates/mounting instructions and support telephone number/mail.

www.lindab.com

Right to alterations reserved.

DK - Her kan du finde seneste produkt opdateringer/ montagevejledninger samt support tlf. nr/mail.

www.lindab.dk

Ret til ændringer forbeholdes.

SE - Här kan du alltid hitta senaste produktuppdateringarna/montageanvisningarna samt support tel. /e-mail.

www.lindab.se

Rätt till ändringar förbehålles.

FI - Täältä löydät uusimmat tuotetiedot ja asennusohjeet sekä tuotetuen yhteystiedot.

www.lindab.fi

Oikeus muutoksiin pidätetään.

DE - Hier finden Sie aktuelle Produktinformationen/ Montageanleitungen und Telefonnummer/ E-Mail-Adressen der Ansprechpartner.

www.lindab.de

Änderungen vorbehalten.

IT - Qui potete trovare istruzioni di montaggio, informazioni sul prodotto ed un supporto tecnico qualificato
Tel. 011 9952099 - e-mail: lindab@lindab.it

www.lindab.it

Soggetto a modifica senza obbligo di preavviso.

RU - Здесь вы можете найти обновления изделия/ инструкции по монтажу и техн. поддержку по тел. / электронной почте.

www.lindab.ru

Сохраняется право на внесение изменений

FR - Vous trouverez les fiches produits ou de montage actualisées ainsi que les coordonnées du support téléphonique à l'adresse suivante :

www.lindab.fr

Toutes modifications réservées.

Do you have trouble finding your local contacts please go to:

www.lindab.com

Versio_Ceilingsystems-12062017



www.lindab.com